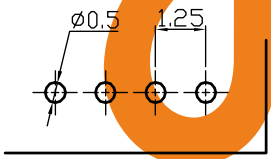
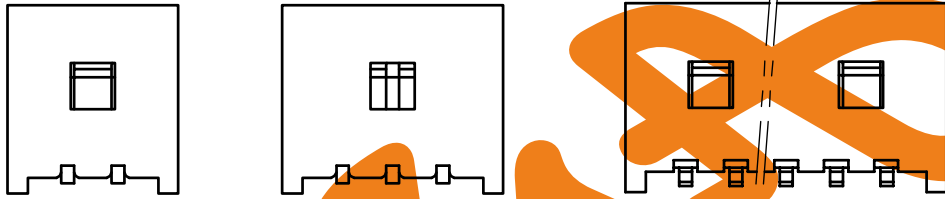
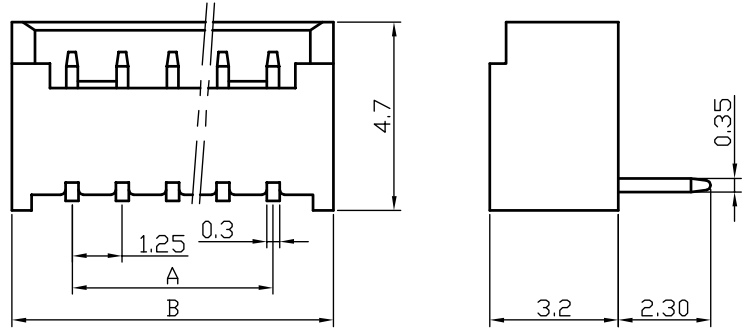
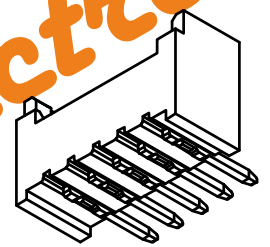


FH 1.25mm-RA



PCB Layout



WWW.ASA-Elec.com

ASA Electronic

Poles	Part No.		Dimensions	
			A	B
2	WB1251-PS02	1.25-2AW	1.25	4.25
3	WB1251-PS03	1.25-3AW	2.5	5.5
4	WB1251-PS04	1.25-4AW	3.75	6.75
5	WB1251-PS05	1.25-5AW	5	8
6	WB1251-PS06	1.25-6AW	6.25	9.25
7	WB1251-PS07	1.25-7AW	7.5	10.5
8	WB1251-PS08	1.25-8AW	8.75	11.75
9	WB1251-PS09	1.25-9AW	10	13
10	WB1251-PS10	1.25-10AW	11.25	14.25
11	WB1251-PS11	1.25-11AW	12.5	15.5
-	-	-	-	-
25	WB1251-PS20	1.25-20AW	30	33

2	Pin	Phosthor Bronze	N	
	Wafer	PA66 (UL94V-0/V-2)	1	
No.	Item/Material No.	Material	QTY	Remark
Unmarked Tolerance				
	Unit	Scale	Design Unit	Size
	mm	—	Metric	A4
Draw	Review	Approve	Material	Drawing No.
				Part No.
			Item	

WWW.ASA-Elec.com
ASA Electronic Co.
 Tel : (+98) 21 66 73 56 82 Mob : (+98) 912 03 161 02